



## Fabrics & Cutting

**Roofs and doors** (dark fabric suggested)

**A:** 2x Roofs, **5.75x3.25 in.**

**B:** 2x Doors, **2x2.5 in.**

**Walls** (two different colorful fabrics suggested)

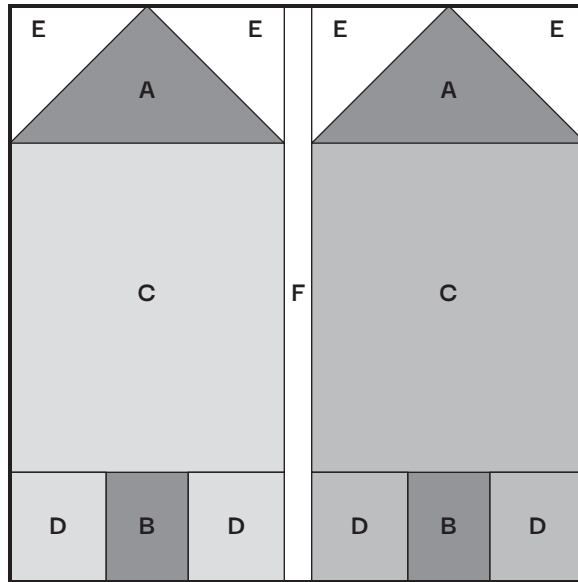
**C:** 2x Large (1 per fabric), **5.5x6.5 in.**

**D:** 4x Small (2 per fabric), **2.25x2.5 in.**

**Background** (light fabric suggested)

**E:** 4x Squares, **3.25x3.25 in.**

**F:** 1x Center strip, **1x11 in.**



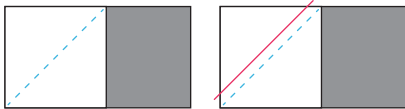
## Instructions

All seam allowances are  $\frac{1}{4}$  in. Finished block is 11x11 in.

1: Draw one diagonal line on the back of each background square (E) in washable marker or chalk.

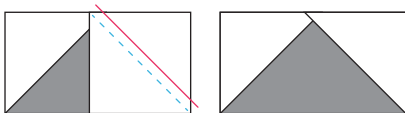


2: With right sides together, sew one small background square (E) onto each roof (A), following the diagonal line you drew earlier. Trim the block and iron flat.



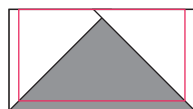
1. Sew  
2. Trim  $\frac{1}{4}$  in. away from seam

3. Sew another background square (E) onto each roof (A), following the diagonal line you drew earlier. Trim and iron.



1. Sew  
2. Trim  $\frac{1}{4}$  in. away from seam

4. Cut your two roof sections down to 5.5 x 3 in., leaving  $\frac{1}{4}$  in. of background fabric at the top of the roof. This will help straighten out your block if it's a little crooked.



5. Sew one small wall (D) onto each side of the doors (B).



6. Iron your door section flat.

7. Sew each door section to the bottom of the large wall piece (C) that is the same color as the door section.

8. Sew one roof section to the top of each house.

9: Iron again, then sew the two houses together with the center background strip (F) in between.

### Optional instructions for a scrappy 3-story house

If you only have smaller fabrics, you can replace each large wall (C) with:

G
G
H

**G:** 2x Upper walls, **5.5x3 in.**

**H:** 1x Lower wall, same fabric as (D), **5.5x1.5 in.**

Welcome to the 2022 Block of the Month! This year's theme is **Neighborhood Friends**.

Bring your block to our next guild meeting to enter the lottery and win that month's collection of blocks! If you can't come to the meeting, you can enter by sharing your block on our B.O.M. Facebook by 10a.m. the morning of the Guild Meeting. Each completed block gives you a chance to win, whether you are present at the meeting or not. Blocks will be collected from those attending the meeting in person. Everyone else will privately mail their blocks to the winner.

 [facebook.com/groups/838028493370905](https://facebook.com/groups/838028493370905)