

# HOLIDAY HEART

December 2022 Block of the Month • BROOKLYN QUILTERS GUILD

By Eleanor Lutz



## Fabrics & Cutting

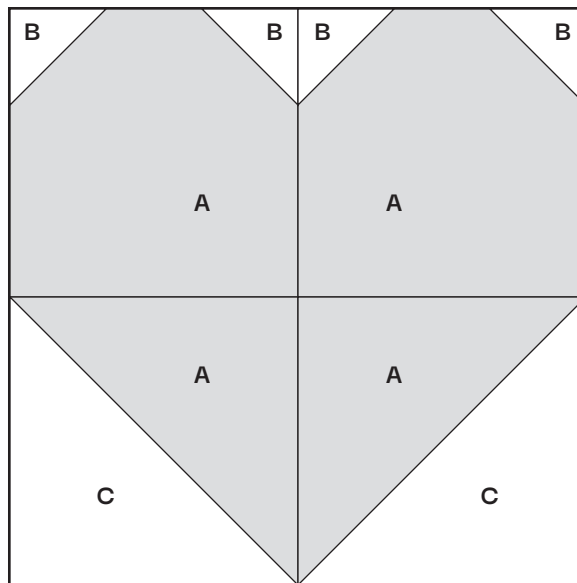
**Heart** (four colorful, fun fabrics suggested)

**A:** 4x Heart squares, **5.75x5.75 in.**

**Background** (light fabric suggested)

**B:** 4x Small squares, **2.25x2.25 in.**

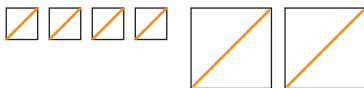
**C:** 2x Large squares, **5.75x5.75 in.**



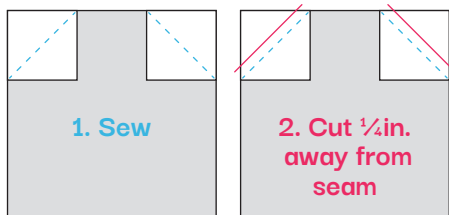
## Instructions

All seam allowances are  $\frac{1}{4}$  in. Finished block is 11x11 in.

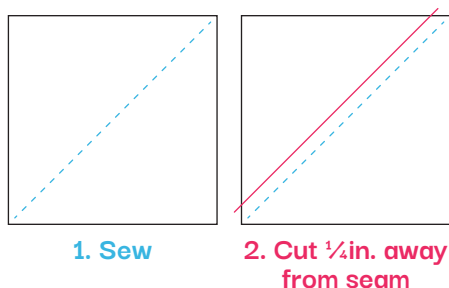
1: Draw one diagonal line on the back of each background square (**B** & **C**) in washable marker or chalk.



2: Pick two heart squares (**A**) to be the top half of your heart. Sew two small background squares (**B**) onto each heart square, following the diagonal line you drew earlier.



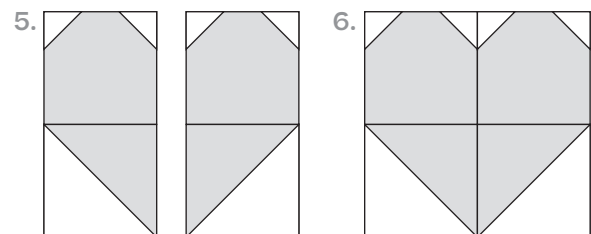
3: Sew one large background square (**C**) onto each remaining heart square (**A**), following the diagonal line.



4: Iron all your squares flat.

5. Sew the top and bottom of the hearts together.


6: Iron again, then sew the two halves together.



The finished block should be 11 inches square, including seam allowance.

We're all busy during the holidays, so this month's block is an easy holiday heart. Pick whichever fabrics you love the most, the hearts don't need to be red or pink.

Bring your block to our next guild meeting to enter the lottery and win that month's collection of blocks! If you can't come to the meeting, you can enter by sharing your block on our B.O.M. Facebook by 10am. the morning of the Guild Meeting. Each completed block gives you a chance to win, whether you are present at the meeting or not. Blocks will be collected from those attending the meeting in person. Everyone else will privately mail their blocks to the winner.

 [facebook.com/groups/838028493370905](https://www.facebook.com/groups/838028493370905)