

# BLOOMING BLOSSOMS

February 2023 Block of the Month • BROOKLYN QUILTERS GUILD

By Eleanor Lutz



## Fabrics & Cutting

**Tree trunk** (dark fabric suggested)

**A:** 1x Trunk, **1.5x4.5 in.**

**B:** 2x Branches, **3x3 in.**

**Blossoms** (pink, floral, or leafy fabric suggested)

**C:** 1x Treetop, **11x7 in.**

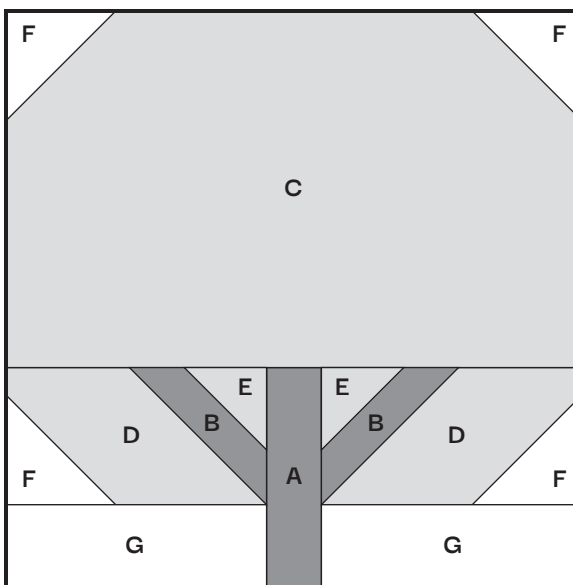
**D:** 2x Tree bottoms, **5.25x3 in.**

**E:** 2x Inner tree, **2x2 in.**

**Background** (light fabric suggested)

**F:** 4x Squares, **2.25x2.25 in.**

**G:** 2x Rectangles, **2x5.25 in.**



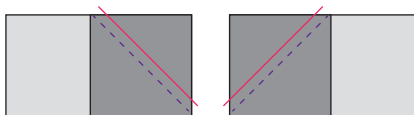
## Instructions

All seam allowances are  $\frac{1}{4}$  in. Finished block is 11x11 in.

1: Draw one diagonal line on the back of each branch (B), background square (F), and inner tree square (E) in washable marker or chalk.

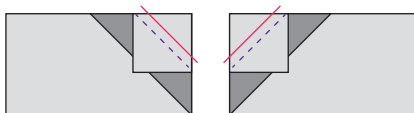


2: Sew a branch (B) onto each tree bottom (D), following the diagonal line. One pair should have the square on the right side, the other pair should have it on the left.



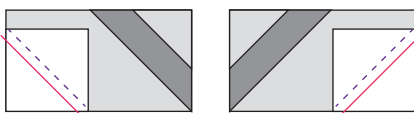
1. Sew  
2. Cut  $\frac{1}{4}$  in. away from seam

3. Iron flat. Sew one inner tree square (E) onto each of the bottom branch sections.



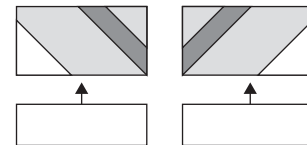
1. Sew  
2. Cut  $\frac{1}{4}$  in. away from seam

4. Sew a background square (F) onto the opposite corner. Iron flat.

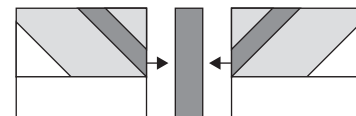


1. Sew  
2. Cut  $\frac{1}{4}$  in. away from seam

5: Sew a background rectangle (G) to the bottom of each tree section. Iron flat.



6. Sew the two tree sections together with the trunk (A) in between. Iron flat.



7. Sew the tree top (C) to the tree bottom section.

8. Sew two background squares (F) to the tops of the tree.

The finished block should be 11 inches square, including seam allowance.

This quilt block is a sakura cherry tree, which starts blooming in spring. But feel free to make a plum, orange, or leafy tree instead, if you'd like.

Bring your block to our next guild meeting to enter the lottery and win that month's collection of blocks! If you can't come to the meeting, you can enter by sharing your block on our B.O.M. Facebook by 10am. the morning of the Guild Meeting. Each completed block gives you a chance to win, whether you are present at the meeting or not. Blocks will be collected from those attending the meeting in person. Everyone else will privately mail their blocks to the winner.



facebook.com/groups/838028493370905